



Our Product Catalogue



WOODWORKS
UNLIMITED



Table of Contents

04	<i>Why choose Woodworks?</i>	94	<i>Den Braven</i>
06	<i>Dulux</i>	98	<i>Glue Devil</i>
42	<i>Woodgard</i>	106	<i>Isover</i>
46	<i>Centurion</i>	108	<i>Spunchem International</i>
54	<i>Hammerite</i>	110	<i>Genkem</i>
58	<i>International</i>	114	<i>Nova</i>
64	<i>SHERA™</i>	118	<i>Academy Brushware</i>
84	<i>JoJo</i>	120	<i>Woodoc</i>
90	<i>Mat-weld</i>	146	<i>Gumpoll & Laths</i>
		148	<i>Blaze</i>



Quality Brands you can Trust



**Founded in 2000,
Woodworks Unlimited is
the premier destination
for home improvement
needs and a major
supplier to builders,
tradespeople, and the
housing industry.**

Our mission is to deliver innovative, high-quality products with integrity as our guiding principle.

As the sole official distributor of Akzonobel's Dulux Paint and International Marine paints, as well as Shera Fibre Cement Boards and Centurion security systems, Woodworks Unlimited is committed to providing our customers with the best products on the market.

Contact Us





Telephone - 4374 919
WhatsApp - 2612 585

Facebook:
[@woodworksunlimited](#)

Instagram:
[@woodworksunlimitedptyltd](#)

Shop Location:
**Rue de Quinssy, Providence,
Mahé, Seychelles**

Why Choose **WOODWORKS**

-  Customer Service
-  Integrity
-  Product Satisfaction
-  Quality

Vision

Our ambition is to enhance a customer's experience when purchasing products from Woodworks Unlimited. We aim to bring innovative products and solutions to market that set the standards in the Seychelles.



Mission

Integrity is the pillar of our business and we aim to bring high-quality reliable products accompanied with honest customer service.





Discover the Beauty of Colour with Dulux

Your Ultimate Choice for Paint.

Welcome to the world of Dulux, where colours come to life and transform your living spaces into vibrant and captivating realms.

At Dulux, we understand that each individual has a unique sense of style and taste. That's why we offer an extensive range of colours, carefully curated to cater to all preferences.

From timeless classics to contemporary palettes, our colour selection spans a spectrum of shades, ensuring that you find the ideal hues to express your personality and enhance your surroundings.

Mixed In Store

With our innovative paint mixing in-store service, you can truly bring your vision to life. When you select the colour that you feel suits you best the colours are mixed in store.

Colour Matching Service

Dulux Colour Sensor is a colour matching tool that gives you an accurate colour match on the Dulux Colour Sensor App.



Dulux takes immense pride in the quality and durability of our paints. Each Dulux product is formulated with the finest ingredients, utilizing advanced technology to deliver paint that is not only visually stunning but also long-lasting. Our paints boast excellent coverage, providing a smooth and even finish that stands the test of time, making your walls look as fresh as the day they were painted.







An exact colour match in seconds

The palette in your pocket.



With the Dulux Trade Colour Sensor, scan a colour and get a Dulux colour match in seconds. The Dulux Trade Colour Sensor brings the colour to life using the Dulux Trade Expert App.

Download the Dulux Trade Expert App from the Google Play or App Store.





LUXURIOUS SILK™

INTERIOR



Dulux Luxurious Silk® is the ideal choice for interiors of style and distinction as you transform your walls with long-lasting luxury.

A low odour premium interior wall paint with a mid-sheen finish and supreme stain resistance.

- Premium mid-sheen finish
- Supreme stain resistance
- Low odour
- Wash 'n Wear™ technology



ALMOND WHITE



BRILLIANT WHITE



IVORY LACE



NATURAL HESSIAN

DRYING



60MIN

RECOAT



4 HRS
DEPENDS
ON SURFACE
TEMPERATURE
AND HUMIDITY

COVERAGE



8-10m²/L
PER COAT

CLEANING



WATER



PEARLGLO®

WATER-BASED

INTERIOR/EXTERIOR



Dulux PearlGlo™ Water-Based Enamel offers you the trusted durability of traditional enamels. Yet, this water-based formulation provides more versatility, easy clean-up and low odour, and the luxury smoothness of its premium mid-sheen finish will not yellow over time.

- Mid-sheen interior/exterior enamel
- Superior exterior durability
- Knock & chip-resistant
- Resistant to household grime & stains
- Quick drying & low odour

Interior and exterior walls and trims, doors, frames, skirtings, fascia boards, interior and exterior furniture, bathrooms.

DRYING



60 MIN

RECOAT



4 HRS

COVERAGE




8-10m²/L
PER COAT

CLEANING



WATER




CLOUDED SLATE 3
TINTED



SUMMER PECAN 4
TINTED



BRACKEN SALT 5
TINTED



CLOUDED PEARL 1
TINTED



BITTER CHOCOLATE 5
TINTED



TWISTED BAMBOO 2
TINTED



MINERAL HAZE 1
TINTED



CRUSHED COTTON 2
TINTED



KHAKI NIST 5
TINTED



NIGHT JEWELS 4
TINTED




BITTER CHOCOLATE 4
TINTED



GOOSEBERRY POOL 3
TINTED



PEBBLE BLACK



POTTER'S CLAY 1
TINTED

Available in a variety of tinted colours from the Dulux Colour System. Also available in Brilliant White.

Colour references are as accurate as modern printing will allow. Please refer to the Dulux on-shelf displays for an accurate representation of the colour.

INTERIOR

PEARLGLO®

SOLVENT-BASED



Dulux PearlGlo™ Solvent-Based Enamel is a premium direct application polyurethane non-drip mid-sheen finish. This long-lasting formulation has excellent resistance to yellowing, leaving a premium non-stick finish. For hard-working and steamy rooms.

- **Mid-Sheen Interior Enamel**
- **Excellent Polyurethane Protection**
- **Primer needed for Masonry**

Interior and exterior walls and trims, doors, frames, skirtings, interior furniture, ceiling trims and all surfaces in bathrooms (except for floors). Available in a variety of tinted colours from the Dulux Colour System.

Also available in brilliant White.

DRYING



4 HRS

RECOAT

18 HRS
at 23°C

COVERAGE

8-10m²/lt
per COAT

CLEANING



TURFS

BATHROOM+

WATER-BASED

INTERIOR/EXTERIOR



Dulux Bathroom+ is perfect for bathrooms with its washable soft sheen finish that will keep your walls looking clean and fresh for longer.

The MouldTec™ formulation protects the paint against mould for 5 years and is also moisture and steam resistant.

- **Moisture, steam & mould resistant with MouldTec™ Formulation**
- **Exceptionally durable**
- **Low VOC levels - less than 16g/Lt**

Steamy bathroom walls and trims. Available in 2.5L white.

Available in a variety of tinted colours from the Dulux Colour System. Also available in Brilliant White.

DRYING



60 MIN

RECOAT



4 HRS

COVERAGE



8-10m²/L
PER COAT

CLEANING



WATER





ACRYLIC PVA

INTERIOR/EXTERIOR



Dulux Acrylic PVA is a high-quality matt finish with superior scrubability and enhanced stain resistance for long-lasting durability. Suitable for interior and exterior walls.

- **Exceptional scrubability**
- **Enhanced stain-resistance**
- **Exceptional whiteness & coverage**
- **Low odour**

Ceilings, bedrooms, living rooms and exterior walls.

DRYING



60 MIN

RECOAT



4 HRS

COVERAGE



8-10m²/L
PER COAT

CLEANING



WATER



ALMOND WHITE



NATURAL CALICO



IVORY



BLACK



SOFT STONE



NATURAL
HESSIAN

Available in a variety of tinted colours from the Dulux Colour System. Also available in Brilliant White.

Colour references are as accurate as modern printing will allow. Please refer to the Dulux on-shelf displays for an accurate representation of the colour.



GLOSS ENAMEL


INTERIOR/EXTERIOR



Dulux Gloss Enamel is a high-quality enamel that is tough and colour face-resistant. For a high-gloss finish that is the ultimate in protection for interior and exterior surfaces.

- **High-gloss durable finish**
- **Colour fade-resistant**
- **Scratch & stain-resistant**

Doors, trims, gates, garage doors, gutters, garden furniture, frames, skirtings, furniture.



BRILLIANT WHITE



WHISPER GREY



GOLDEN YELLOS



BRILLIANT GREEN



SIGNAL RED



BLACK

Available in a variety of tinted colours from the Dulux Colour System. Also available in Brilliant White.

Colour references are as accurate as modern printing will allow. Please refer to the Dulux on-shelf displays for an accurate representation of the colour.

DRYING



60 MIN

RECOAT



18 HRS

COVERAGE



8-10m²/L
PER COAT

CLEANING



WATER





WEATHERGUARD FINE TEXTURED®

INTERIOR/EXTERIOR



Dulux Weatherguard Fine Textured® is the premium choice in exterior textured coatings. The unique properties of Maxiflex® make hairline cracks a problem of the past, and the textured finish ensures that minor plaster imperfections remain hidden.

- **Tough, Durable, Ultimate Weather Resistance**
- **Lasting flexibility to cover hairline cracks**
- **Hides minor plaster imperfections**
- **Textured, matt finish**
- **Applicable to hairline cracks smaller than 0.2mm**

Doors, trims, gates, garage doors, gutters, garden furniture, frames, skirtings, furniture.

DRYING



60 MIN

RECOAT



4 HRS

COVERAGE



8-10m²/L
PER COAT

CLEANING



WATER



TOSCANA



MOROCCAN
GOLD



MALAGA



PORTLAND



PALMINO



MOHAWK VALLEY



BIEGE SAND



STONEWARE



LEOPARDS LAIR



KAROO LAND



NIGHTINGALE
GREY



CASTELWOOD
CANYON



PHEASANT
FEATHER



BUSHVELD

Available in a variety of tinted colours from the Dulux Colour System. Also available in Brilliant White.

Colour references are as accurate as modern printing will allow. Please refer to the Dulux on-shelf displays for an accurate representation of the colour.



WALLGUARD®

INTERIOR/EXTERIOR



Dulux Wallguard® with hydrophobic mechanism allows for the easy escape of harmful moisture, while its unique dirt-shedding properties keep your walls looking cleaner for longer.

- A durable exterior suede (mid-sheen finish)
- Ideal for exterior walls with moisture levels up to 25%. Unique dual action hydrophobic mechanism
- Inherent mould resistance and exceptional water repellence

Exterior plaster walls.

DRYING



60 MIN

RECOAT



4 HRS

COVERAGE



8-10m²/L
PER COAT

CLEANING



WATER



CHALKSTONE



STONEWARE



PALOMINO



BEIGE SAND



BLEACHED
LICHEN 3
TINTED



MOHAWK VALLEY

Available in a variety of tinted colours from the Dulux Colour System. Also available in Brilliant White.

Colour references are as accurate as modern printing will allow. Please refer to the Dulux on-shelf displays for an accurate representation of the colour.



ROOFGUARD®

INTERIOR/EXTERIOR



Dulux Roofguard® is the superior choice for roof protection, offering the best in durability. The unique properties of Solarflex® ensures that your colours stay truer for longer and that you are provided with the very best in UV protection.

- Colour fast and UV-resistant
- Excellent water & dirt resistance
- All-weather protection

All roof types - fibre cement roofs, galvanised roofs, cement roof tiles. Other applications: galvanised iron garage doors, gutters, down pipes, garden pots, side cladding.

Only available in standard colours.

DRYING



60 MIN

RECOAT



4 HRS

COVERAGE



8-10m²/L
PER COAT

CLEANING



WATER



ABBEE LANE



QUALL



HERITAGE GREEN



GREEN FELT



ATLANTIC BLUE



RED ROCK



REDDENED CLAY



RED JASPER

Available in a variety of tinted colours from the Dulux Colour System. Also available in Brilliant White.

Colour references are as accurate as modern printing will allow. Please refer to the Dulux on-shelf displays for an accurate representation of the colour.



SUGAR SOAP POWDER

PRE-PAINT



Pre-paint Sugar Soap Powder® is used to clean and degrease surfaces prior to repainting.

- Ideal for cleaning walls and preparing them for painting
- Low foaming, non-caustic & non-abrasive
- Removes all kinds of household dirt

PRE-PAINT

DAMPSHIELD WATERBASED

Pre-paint Dampshield is a water-based waterproofer for damp, cementitious substrates containing up to 50% moisture level.

- Topcoat can be on the same day
- Protects against paint peeling
- Low odour and easy to clean-up



PRE-PAINT

SMOOTHOVER™

SKIMMING PLASTER

Pre-paint Smoothover™ provides an easy to use, interior and exterior skimming plaster.

- Priming is not required
- Resistant to alkali and weather
- Sand/Float/Polish within 2 hours

Comes in a variety of pack sizes.



EXPANDING FOAM

PRE-PAINT

825ML



A versatile filler/sealant for interior and exterior surfaces.

- Easy to use
- Ideal for filling gaps, hollows & cavities
- Insulates against heat, sound & moisture

PRE-PAINT

MULTI-PURPOSE

SKIMMING PLASTER

Ideal versatile filler suitable for a variety of jobs.

- Tough and versatile filler that is suitable for all exterior and interior filling jobs up to 5mm.
- It sets in 60 minutes to a white weatherproof finish that will not shrink or crack.





lux
-PAINT
PURPOSE
FILLER
EXTERIOR
AND INTERIOR
WEATHER
PROOF

RUSTSHIELD™

ANTI-RUST METAL PRIMER

INTERIOR/EXTERIOR



Rustshield Anti-Rust Metal Primer, is a water-based anti-corrosive metal primer with good adhesion and anti-corrosion properties. It is a quick drying and better for the environment.

- Excellent adhesion
- Easy brush clean-up
- Quick drying
- Applicable to all metal surfaces

INTERIOR/EXTERIOR

ALUMINIUM PAINT

HIGH-SHEEN

Dulux Aluminium Paint is a general purpose, high lustre paint for metal and wooden surfaces where a aluminium finish is required.

- General purpose, high lustre aluminium /silver finish
- Excellent durability
- Improves illumination
- Reflects heat



EXTERIOR

RAINSHIELD™
LOW-SHEEN

Dulux Rainshield is a membrane-free, flexible fibre reinforced waterproofing paint for walls, roofs and parapets.

- One step membrane-free application
- Water resistant, flexible and crack resistant
- 2-3 coats needed for optimum results
- Fibre reinforced bridges cracks of up to 2.0mm without the need for a waterproofing membrane
- Long lasting acrylic formulation
- Can be top coated with most water-based paint
- Water & UV resistant
- Flexible and crack resistant
- Ready for use

Do not apply to roofs that act as catchments for drinking water.



BONDING LIQUID

PRIMER

PRE-PAINT



Dulux Trade Bonding Liquid is a sealer for penetrating and bonding powdery surfaces. Recommended as a penetrating primer for sealer for new, dry interior and exterior porous surfaces.

- For interior and exterior use
- Contains high-quality resin
- Best penetration and bonding of powdery surfaces
- Properly prepares surfaces for topcoats
- Prolongs lifespan of paint
- Excellent alkali resistance
- Easy to apply with brush or roller

Not designed to withstand natural weathering. It should be overcoated within 48 hours.

INTERIOR/EXTERIOR

STEEL PRIMER

PRIMER

Dulux Trade Steel Primer is a versatile primer for use on new or lightly rusted iron and steel.

- Gives excellent primed surface for top coating with most decorative Undercoats and Enamels
- High-quality general purpose corrosion resistant metal primer
- Suitable for new or hand cleaned rusty surfaces
- Easy brushing and good levelling properties

Not designed to withstand natural weathering. Overcoat within one week particularly in marine atmosphere. Not suitable for direct application to powdery or friable surfaces whether previously painted or not.





FLOORCOTE ENAMEL

FLOOR PAINT

INTERIOR/EXTERIOR



Dulux Trade Floorcote Enamel is a durable, semi-gloss enamel for interior and exterior cement floors.

- For direct application to new, but dry cement or concrete floors
- May be applied to previously painted or old cement surfaces
- Surface has to be clean, sound and free from wax polish
- Ideal for decorating interior/exterior windowsills, and palisade fencing
- Glossy quick-drying finish
- Alkali resistant fast colours
- Hard wearing and easy to clean
- Easy to re-paint when recoating becomes necessary
- Prevents disintegration of cement floors

INTERIOR

TUFFCOTE EPOXY

Dulux Trade Tuffcote Waterbased Epoxy Enamel is a solvent-free waterbased epoxy enamel for interior use.

- Does not contain any solvents (Zero VOC)
- Resistant to fresh and salt water, oils and chemicals when fully cured
- Once fully cured (4 days) the product can withstand cold temperatures as low as 40°C
- Chemical resistant finish coat on steel and concrete surfaces in chemical plants, mines and oil refineries
- Clean sand or glass beads can be stirred into freshly mixed paint to give a non slip finish on floors
- Completely free of Mesityl Oxide, and is therefore recommended for use in breweries
- Suitable for interior use only

Not suitable for direct application to powdery or friable surfaces whether previously painted or not.



INTERIOR

EGGSHELL ENAMEL

TOUGH FINISH

Dulux Trade Eggshell Enamel is a high-quality eggshell finish

- Highly recommended for plaster, metal and woodwork
- Appropriate primers and undercoats must always be used, especially on new work
- Ideal for kitchens, bathrooms and children's playrooms
- Exceptionally tough finish
- Scratch resistant
- Superb appearance with an even eggshell finish

Recommended for interior surfaces only.



TRUCK & TRACTOR

ENAMEL

INTERIOR/EXTERIOR



Dulux Trade Truck & Tractor Enamel is a quick drying, high-gloss enamel for interior/exterior surfaces where a glossy, durable finish is required.

- High build, reduces amount of paint required
- Excellent durability designed to withstand extreme weather conditions
- Full high-gloss finish ideal for tractors and implements
- No added lead. Suitable for children's toys

Do not apply directly to bare metal surfaces.

EXTERIOR

ALBERTONO

ROAD MARKING PAINT

Dulux Albertono Solvent-based Road Marking Paint is a quick drying Roadline paint.

- Suitable for direct application to all types of new previously painted bituminous and concrete road surfaces
- Excellent day and night visibility
- Good to retro reflectivity due to excellent glass bed retention
- Produces a surface with anti-skid properties

Please wear protective clothing, gloves, masks and eye goggles against splashes.





PRIMERS & UNDERCOATS

	Product	Use	Primer/ Undercoat	Topcoat	Interior	Exterior	Colour & Finish	Pack Size
PRIMERS	BONDING LIQUID	Sealer for penetrating & bonding powdery surfaces.			✓	✓	Clear Matt to Semi-Gloss	1L 5L
	GALVANISED IRON PRIMER	A versatile, premium quality anti-corrosive etch primer for interior or exterior galvanised iron & non-ferrous metals.	✓		✓	✓	Cream Matt to Low Sheen	1L 5L
	PLASTER PRIMER	Versatile high solid plaster primer for porous alkaline surfaces such as brick, concrete, cement, plaster & fibre cement.	✓		✓	✓	White Matt	1L 5L
	STEEL PRIMER	Non-drip corrosion-resistant primer for iron and mild steel.	✓		✓	✓	Grey Matt to Low Sheen	1L
	UNIVERSAL UNDERCOAT	Used as an undercoat to improve intercoat adhesion between the primer & decorative topcoats.	✓		✓	✓	White Matt	1L 5L
	WOOD PRIMER	An oil-based primer for new wooden surfaces including chip board surfaces.	✓		✓	✓	Pink Matt	1L 5L
	SUPERGRIP	Extreme adhesion water-based primer for interior and exterior surfaces, enamel, gloss, wood, tiles and galvanised iron.	✓		✓	✓	White Mid-Sheen	1L 5L
	GALVANISED IRON CLEANER	Removes oil, grease & dirt from new galvanised iron as well as weathered & pre-coated galvanised iron sheeting.			✓	✓	Red (Product gets washed off)	5L
SPECIALITY	ALUMINIUM PAINT	For primed metal & wooden surfaces where an aluminium finish is required.		✓	✓	✓	Silver High Sheen	1L 5L
	BRICK DRESSING	Clear, glossy sealer for use on face or standard brick, stone & quarry stone surfaces.		✓	✓	✓	Clear High Gloss	5L
	RAINSHIELD	Membrane-free, flexible fibre reinforced waterproofing paint for walls, roofs & parapets.	✓		✓	✓	White/Light Grey Low Sheen	5L 20L
	QD ENAMEL	For protecting interior & exterior steel surfaces with exceptionally high gloss for long-lasting finish.		✓	✓	✓	Variety of Colours Gloss	1L 5L
	QD PRIMER	For the priming of interior and exterior steel surfaces when used in conjunction with QD Enamel.	✓		✓	✓	Red Oxide Matt	1L 5L
	WATERPROOFING	Exterior waterproofing paint developed to be used with mesh membrane.		✓		✓	Grey, Red, Black, White, Green, Terracota & Charcoal Matt	5L

PRE-PAINT

	Product	Use	Description	Pack Size	Pack
MULTI-PURPOSE	DAMPShield	To stop rising & penetrating damp on walls.	Dulux DampShield is the quick & effective way to paint over damp interior & exterior walls. It utilises water-based technology that allows the product to be applied to a damp substrate containing up to 50% moisture, providing a sound foundation for long-lasting paintwork. DampShield has a matt white finish that can be overcoated with most Dulux decorative finishes.	1L 5L 20L	
	SMOOTHOver	A skimming plaster to give a perfectly smooth weatherproof finish to uneven walls &/or uneven plaster.	Dulux SmoothOver is the easy way to give a perfectly smooth, weatherproof finish to rough &/or uneven plaster. Ready mixed for easy use, it will skim up to 5mm thick & is specially formulated to adhere strongly to plaster. Simply skim it on & smooth it off; it will set hard within 4 hours to a white, weatherproof & alkali-resistant finish that does not need to be primed before painting. Given the complexity of the task, we recommend professional application. Refer to product technical data sheet. • Only available in white	1.5KG 4KG 18KG 35KG	
	MULTI-PURPOSE CRACKFILLER	The ideal versatile filler suitable for a variety of jobs.	Dulux Multipurpose Crackfiller is a tough & versatile filler that is suitable for all exterior & interior filling jobs up to 5mm. It sets in 60 minutes to a white & weatherproof finish that will not shrink or crack.	500G 2KG 10KG	
	MULTI-PURPOSE CRACKFILLER READY MIXED	The ideal ready mixed versatile filler suitable for a variety of jobs.	Dulux Multipurpose Crackfiller is a tough & versatile filler that is suitable for all exterior & interior filling jobs up to 5mm. It sets in 60 minutes to a white & weatherproof finish that will not shrink or crack.	500G 2KG	
	QUICK SETTING CEMENT	The quick way to repair any masonry surface.	Dulux Quick Setting Cement is the quick way to repair any masonry surface - it sets rock hard in 10 minutes. Ideal for resetting bolts & brackets, it sets underwater, making it perfect for repairing drains & pool surrounds.	1KG 2KG	
	EXPANDING FOAM	Ideal for filling & sealing awkward gaps, hollows & cavities.	Dulux Expanding Foam is ideal for filling & sealing awkward gaps, hollows & cavities. It dispenses liquid foam deep into cavities & insulates against heat, sound & moisture. It can be easily trimmed & sanded - ready to be painted, filled or plastered.	825ML	
INTERIOR	INTERIOR CRACKFILLER	The ideal versatile filler suitable for a variety of interior jobs.	Dulux Interior Crackfiller easily mixes to a smooth, creamy consistency. It is an ideal versatile filler suitable for a variety of jobs, including large areas up to 5mm deep. Special binders give excellent adhesion & a lasting fill that will not shrink or crack.	500G 2KG 10KG	
CLEANERS	BRUSH CLEANER DEGREASER	The easiest way to get brushes clean.	Dulux Brush Cleaner Degreaser is the easiest way to get brushes & rollers really clean with no mess or paint residue. Its powerful paint softening solvents remove all traces of paint without harming the bristles, better than turps or thinners. Suitable for most household paints & varnishes.	500ML 1L	
	SUGAR SOAP	A powerful cleaner designed for use on painted surfaces prior to redecoration.	Dulux sugar soap powder is a powerful pre-paint cleaner suitable for preparing any painted surface, be it a wall or ceiling. It degreases the surface & creates a "key" to promote adhesion & give a better paint finish.	500G	

Woodgard

For the Ultimate Protection for Interior and Exterior Wood Surfaces.

Developed to offer a high-quality range that will provide a quality finish for your wood.

Woodgard colours are translucent to allow the natural beauty of the wood grain to show through. The original colour of the wood will impact the finishing colour.

Standard colours can be intermixed in any proportion to achieve desired colour. Users should become familiar with the colour by practicing on well-prepared scrap timber first.



Refresh with Woodgard



Woodgard

TIMBAVARNISH



INTERIOR/EXTERIOR

Timbavarnish for ultimate protection for interior and exterior wood surfaces.

- UV protection
- Water repellent
- Available in colours

Available in clear, teak, light oak, dark oak and mahogany. Finish varies from soft to hard wood. Also available in water-based clear only.



INTERIOR

FLOORGARD

Dulux Floorgard with diamond tough technology is the ultimate protection for your wooden flooring and other interior surfaces where a high resistance to traffic is required.

- Water-based polyurethane
- Quick drying, scratch resistant
- Non-yellowing, low odour

Finish varies from soft to hard wood. Also available in water-based clear only.



INTERIOR

DOUBLE LIFE TIMBAVARNISH

Double Life Timbavarnish is an exceptionally durable coating for wood surfaces requiring a tough finish. For interior wood surfaces.

- Low Dirt Pickup
- Water repellent
- Stain, scratch & mark resistant

Available in matt, satin and glass finish.



EXTERIOR

RUBBOL

Rubbol for ultimate deep penetrating wood protection for exterior wood.

- Internationally proven formulation
- Protection against extreme weather
- Deep nourishing for longer protection
- Will not flake, crack or disintegrate

Available in clear, light brown and mid brown.



EXTERIOR

TIMBAPRESERVATIVE

Timbapreservative is a deep penetrating wood treatment for exterior wood.

- Penetrating wood treatment
- Will not flake, crack or disintegrate
- Enhances the natural beauty of wood, highlighting the grain

Available in clear. Finish varies from soft to hard wood.



EXTERIOR

MARINE TIMBAVARNISH

Marine Timbavarnish is a UV resistant and water repellent varnish to keep your exterior wood looking beautiful for longer.

- Excellent durability
- UV resistant
- Water repellent

Available in clear glass.



CENTURION

FASTER SMARTER SAFER

Introducing the all new
**Smart Centurion
Motors**

D5 SMART

D10 SMART







CENTURION

NEXT LEVEL SMART D-SERIES

Pushing the limits of technology to bring you the ultimate in strength, security and endurance.

D5 SMART & D10 SMART MAIN FEATURES:

- ◆ Open & close from your smartphone
- ◆ Customize features from your smartphone
- ◆ Add & remove remotes from your smartphone
- ◆ Double battery life can run during power outages
- ◆ Can last during power outages
- ◆ Solar compatibility
- ◆ Backup solar compatibility
- ◆ Instant closing




D5 SMART



D10 SMART



DOWNLOAD OUR
MyCENTSYSProMOBILE APP
for a smart experience!





CENTURION

SECTOR II  A BRAND OF
FAAC TECHNOLOGIES

High Volume Industrial Traffic Barriers

The SECTOR II high-volume traffic barrier offers the best security for commercial, residential and industrial sites.

SECTOR II MAIN FEATURES:

- ◆ High-volume capability
- ◆ Battery backup
- ◆ Rapid boom pole raising (*3 metre version < 1.2 seconds*)
- ◆ Smooth, intelligent speed control
- ◆ High-torque boom pole operation
- ◆ LCD user interface for simple setup
- ◆ Pre-galvanised enclosure improves corrosion resistance (of mild steel variant)
- ◆ Electronics reside at the top of the enclosure for easy access
- ◆ Powder-coated aluminium – with condensation shield – lid gives the unit an updated appearance and protects electronics from moisture damage







CENTURION


A BRAND OF
FAAC TECHNOLOGIES

Linear Swing Operators Stylish, Strong, and SMART.

Versatile. Virtuosoic. Visionary – the VANTAGE SMART is here to revolutionise swing gate automation. This range's sleek and sturdy design adds an attractive streamlined look to your property. With quick and easy commissioning using an intuitive mobile App, setup and configuration are a breeze for installers. The **VANTAGE SMART** offers a wide range of innovative features, putting you in control of your gate's functionality like never before.

Heavy-duty security. With its tough die-cast aluminium armour and powerful piston-driven operation, nothing packs more of a knockout punch than **VANTAGE SMART** range of swing gate operators. In addition, the **VANTAGE SMART**'s fully-sealed construction with custom-moulded seals ensures that it's as good at shrugging off the elements as it is at keeping criminals out. Beef up security! Fit a **VANTAGE SMART** operator.


**VANTAGE
SMART**

DOWNLOAD OUR
MyCENTSYS ProMOBILE APP
for a smart experience!





DIRECT TO RUST
• METAL PAINT •

Restore your rusted metals with Hammerite

Uniquely formulated with primer, undercoat and topcoat all in one product. Hammerite saves preparation time and provided the ultimate metal protection.



HAMMERITE



HAMMERED BLACK

500ML

1L



HAMMERED WHITE

500ML

1L



HAMMERED SILVER GREY

500ML

1L



HAMMERED BROWN

500ML

1L



SMOOTH BLACK

500ML

1L

5L



SMOOTH WHITE

500ML

1L

5L



Paint Your Boat Like a Pro

International offers a range of coatings that inspire the confidence and reassurance you need to get out there and enjoy that feeling every time you set out on the water.





International®



2.5L

PREMIUM ANTIFOULING

- Self-polishes for consistent protection even while stationary
- Outstanding performance in all conditions
- Quick-drying, easy to apply and extremely durable



2.5L

FOULING CONTROL

- Allows scrubbing and polishing for an ultra smooth finish
- Premium performance, even in harsh environments
- Maintains protection even after hauling



5L

FOULING CONTROL Available in 5L

- Biolux technology for long-lasting anti-fouling protection
- Slow polishing formula suitable for use on aluminium craft, outdrives, outboards and any substrate
- Suitable for hull, propeller and drive



3.785L

HIGH GLOSS ACRYLIC TOP COAT

- Fast-drying and easy to apply
- Easily repaired and maintained in a wide variety of climates
- Awlcraft 3000 Clearcoat is specifically developed for professional use



ULTIMATE FULL GLOSS VARNISH PERFORMANCE

- A clear, two-part polyetherane varnish that lasts up to 4 times longer than 1-part varnishes
- Chemical cure for the hardest finish & highest abrasion resistance
- Superior gloss that's resistant to fuels, oil and mild acids and alkalis
- Suitable for above the waterline
- For Bilge/lockers, exterior cabin/trims, interior cabin/trims



HIGH GLOSS VARNISH

- Excellent water resistance, silky application and self-levelling properties
- A deep, rich gloss that's easy to apply
- For interior and exterior use with great UV protection

International®



2.5L

PREMIUM ANTI FOULING

- Self-polishes for consistent protection even while stationary
- Outstanding performance in all conditions
- Quick-drying, easy to apply and extremely durable



750ML

HIGH GLOSS TOPSIDE PAINT

- UV filters
- Superb colour retention
- Great chemical and abrasion resistance
- Hardest, abrasion-resistant finish for use on high-wear areas such as decks with intergrip additive



3.785L

EPOXY THINNER

- Suitable for thinning
- Suitable for equipment cleaning
- Compatible with all epoxy based primers and fillers



250ML

EPOXY FILLER

- Quick drying epoxy filler suitable for use on GRP, metals and rigid wood constructions
- Does not shrink and extremely water resistant, suitable for osmosis damage repairs
- Suitable for use above and below the waterline



PRIMER FOR BELOW THE WATERLINE

- Used before anti-fouling is applied
- Formulated for timber, steel, aluminum, cast iron keels and lead keels
- An aluminium pigmented, vinyl anti-corrosive that can be recoated with itself
- Quick drying even in poor conditions

**COATINGS THAT INSPIRE
CONFIDENCE**

SHERA™

build better, live better

Leader of Wood Substitute

Shera offers customers with innovative development of wood substitutes product for flooring, walling and ceiling applications.





Welcome to **SHERA**

Where sustainability and durability go hand-in-hand. We take pride in offering a diverse portfolio of fiber cement products that have a positive impact on the environment.

SHERA products include fiber cement boards, siding, a variety of ceiling applications, strip planks, flooring and decking.

Shera products are made up of a blend of cement, cellulose fibers, and other mineral components. This unique combination gives birth to the remarkable material known as "fiber cement."

SHERA Products Are:

- ✓ Certified asbestos-free
- ✓ Moisture-resistant
- ✓ Mould resistant
- ✓ Do not require pest control & are termite-free
- ✓ Does not rot
- ✓ Heat and fire-resistant
- ✓ Easy to paint
- ✓ Low maintenance
- ✓ Sound reduction

SHERA's Sustainable Features:

- ✓ Made from 30% recyclable materials
- ✓ Made from recycled paper from local paper industries
- ✓ Water is recycled during the manufacturing process
- ✓ Uses fiber obtained from fast growing farmed crops instead of chopping down natural forests.
- ✓ Eco-friendly fuel made from left over husks from rice mills.
- ✓ Lighter materials means less energy consumption for transportation.
- ✓ SHERA ceiling vent boards allow ventilation, keeping your home cooler which reduces power bills.
- ✓ Does not require pest control, reducing the use of harmful gases and products.






SHERA Ceiling Skirt

Create a completely neat finish where the wall and ceiling meet with *SHERA* Ceiling Skirt. Add some beauty to baseboard and cornice with our skirting profile which is not only beautiful but also durable and easy to clean. No more stains or termites to worry about. Ensure the perfect finish for your ceiling installation with *SHERA* ceiling skirt.



Product Information

	Profile	Texture	Color	Size (cm.) (Thickness*Width*Length)	Weight (kg./pc.)
 Uncolored Smooth Texture	Classic	Smooth	Uncolored	0.8 x 5.0 x 300	1.80
				0.8 x 7.5 x 300	2.70
	Modern	Smooth	Uncolored	0.8 x 5.0 x 300	1.80
				0.8 x 7.5 x 300	2.70



Create a loft-style wall with *SHERA* Ceiling Skirt instead of traditional brick.



*Colors of products shown in pictures may differ from the actual products due to printing system.



SHERA Stair

Get your home safe for every step with *SHERA Stair* that will provide you the beauty of real wood texture and, for the first time ever, the highest thickness option that goes up to 3.5 cm., only possible with *SHERA* innovation. That's why *SHERA Stair* is so great at supporting heavy loads. Besides its toughness and wood-like beauty, *SHERA Stair* also comes with the ease of installation to make the most out of its strength, the ability to be applied to metal frame or concrete frame, and extensive options to suit the design of your choice.

NEW

SHERA Stair Color Through Anti Slip


Be safe everywhere with our special anti-slip coating that enhances slip-resistant performance on the wood surface. This helps reduce the risk of slipping and falling off the stairs even when your feet are wet, so you can stay confident and worry free.




SHERA Skirt

Cover joints between the wall and the floor with *SHERA Skirt* and enhance the feelings of nature in your home with texture and color of real wood. *SHERA Skirt* comes with great properties ensuring durability, termite free, no rotting and no swelling from excess moisture. Using *SHERA Skirt* as a baseboard will not only help prevent stains on the wall while cleaning, but also give a neat and beautiful finish to your design.



Product Information



	Profile	Texture	Color	Size (cm.) (Thickness*Width*Length)	Weight (kg./pc.)
Skirt	Classic 	Smooth	Uncolored	1.2 x 10 x 300	5.33
	Modern 				
End Skirt	Classic 			1.2 x 10 x 100	1.83



Installing skirts along stair steps not only creates a beautiful finish along the edge but also gives visual cues on a flight of stairs, keeping everyone in your home safe.

SHERA Floor Board

It's time to take fiber cement flooring innovation to the next level with *SHERA Floor Board*. By being of better quality than any other wood-chip cement boards or typical plywood, *SHERA Floor board* can ensure durability in any weather conditions, resistance to water-fire-termites as well as the ability to support heavier weight, thus it can be a perfect flooring material throughout the building. Save your time and money by choosing floorboard that's designed for a quick installation. Plus you can conveniently apply *SHERA Floor Board* as a substrate for various finishings as well.







Table showing weight tolerance of **SHERA** Floor Board for one-way slab

Uniform distribution load


kg./sq.m.	Joint spacing for one-way slab calculated with a factor of safety of 2.5			
SHERA Board's thickness	30 cm.	40 cm.	50 cm.	60 cm.
15 mm.	1,300	700	400	-
18 mm.	1,900	1,000	600	400
20 mm.	2,300	1,300	800	500



Table showing weight tolerance of **SHERA** Floor Board for two-way slab

Uniform distribution load

kg./sq.m.	Joint spacing for two-way slab calculated with a factor of safety of 2.5					
SHERA board's thickness	30x30 cm.	30x40 cm.	30x60 cm.	40x40 cm.	40x60 cm.	60x60 cm.
15 mm.	1,600	1,200	900	900	600	400
18 mm.	2,400	1,700	1,300	1,300	900	600
20 mm.	3,000	2,200	1,600	1,600	1,100	700



- Remarks:
- 1.) Maximum point load for foot print of 30 cm x 30 cm is 150 kg for *SHERA* raised flooring system. Support spacing should be controlled within 610 mm maximum.
 - 2.) For one-way support, *SHERA* floor board shall be arranged its length direction perpendicular to frame direction.
 - 3.) Do not install while *SHERA* Floor Board is wet.



SHERA Plank

The first product that comes into everyone’s mind when mentioning **SHERA** is **SHERA Plank**, an alternative to wooden decoration that gives you the same warmth you would get from real wood texture. With a full range of features from low shrinkage and no wrapping to termite-resistance, you can create a cozy atmosphere inside your home with this natural glow.


SHERA plank is suitable for interior and exterior wall decorations. It also comes in several sizes and colors to suit your style and preferences: uncolored, painted and Shine Light series.



Product Information



Uncolored
Straight Grain



Uncolored
Cassia

Teak Texture



Uncolored


Profile	Texture	Color	Size (cm.) (Thickness*Width*Length)	Weight (kg./pc.)	Quantity (pc./sq.m.)
	Straight Grain	Uncolored	0.8 x 15 x 300	5.40	2.67
			0.8 x 15 x 400	7.20	2.00
	Cassia		0.8 x 20 x 300	7.20	2.00
			0.8 x 20 x 400	9.60	1.50
	Teak	Uncolored	0.8 x 15 x 300	5.40	2.67
			0.8 x 15 x 400	7.20	2.00
			0.8 x 20 x 300	7.20	2.00
			0.8 x 20 x 400	9.60	1.50



SHERA Splendid Plank

Incorporate naturalness into your modern wall designs with patterns and textures of real wood. *SHERA Splendid Plank* comes with two installation options: vertical and horizontal, and a unique feature of hidden screw marks on each plank. You can achieve the perfect screwless wall with both overlapping and grooving styles. Enjoy your safe, smooth, and durable walls in every season because *SHERA Splendid Plank* ensures beauty and strength that withstand the test of time

Product Information



Uncolored
Cassia Texture

Profile	Color	Size (cm.) (Thickness*Width*Length)	Weight (kg./pc.)			Quantity (pc./sq.m.)	Section image
			Cassia	Smooth	Straight Grain		
Orchid Tree	Uncolored	1.0 x 15 x 300	6.73	6.73	-	2.67	Orchid Tree
		1.0 x 20 x 300	-	8.97	-	1.67	Orchid Tree
Croton		1.0 x 15 x 300	5.65	5.65	-	2.57	Croton
Jacaranda		1.0 x 15 x 300	5.74	-	-	2.55	Jacaranda
Modern Stagger		1.0 x 10 x 300	-	3.63	-	4.17	Modern Stagger
		1.0 x 15 x 300	-	5.88	-	2.57	
	1.0 x 20 x 300	-	8.13	-	1.86		
Yellow Flame	Uncolored Beech	1.0 x 15 x 300	5.65	5.65	5.65	2.57	Yellow Flame



Do not hammer nails directly when applying splendid plank as ceiling, kindly use screws to ensure the long service life.




4.0 mm.

6.0 mm.

SHERA Ceiling Board

SHERA Ceiling Board is durable and suitable for external soffit and internal ceiling. It's also an ideal application for wet areas such as bathroom, kitchen, garage and eaves, etc. *SHERA Ceiling Board* is tough and strong, not brittle, not crack easily and doesn't contain any asbestos content. Other properties include water, moisture resistance and bendability as needed, making it a perfect ceiling material for interior and exterior.



***SHERA* Vent Ceiling**

Sunlight in Thailand can increase temperature and humidity in your home and make it unpleasant to live in. That's why it's important to choose the right material that comes with great benefits to make your home pleasurable again. ***SHERA* Vent Ceiling** can tolerate sunlight and rain. It is also rot-resistant and suitable for exterior soffit. By facilitating the wind flow and ventilation under the roof, ***SHERA* vent ceiling** can make your home cooler and more comfortable even without air conditioning and therefore helps reduce your electricity use.

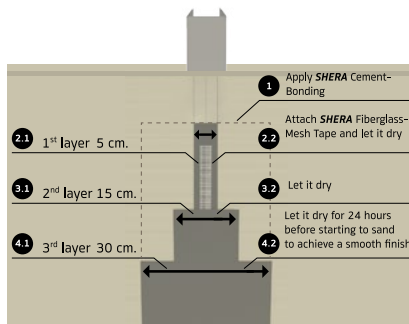


SHERA Wall Board

SHERA Wall Board is an ideal solution to walling, especially designed for indoor and outdoor wall applications. This series comes with a square-cut edge profile for exposed - joint wall and a recessed edge profile for smooth seamless wall. Installation is easy with cutting and drilling. Other great properties include durability, resistance to water-humidity-fire-impact and soundproof, therefore it is a perfect choice for walling in residential, hotel, resort, and industrial buildings. SHERA Wall Board will bring a good quality of life to homeowners everywhere.



Smooth seamless jointing



Product Information



Profile	Size (cm.) (Thickness*Width*Length)	Weight (kg./pc.)	Quantity (pc./sq.m.)	Application area
Square-Cut Edge	0.6x122x244	27.91	0.34	Interior and exterior wall
	0.8x122x244	37.26		
	1.0x122x244	46.58		
	1.2x122x244	54.08		
Recessed Edge	0.6x122x244	27.66		Smooth interior wall *made to order item
	0.8x122x244	36.99		

Available in metric size.



SHERA Deco Board

Allow your space to show off its strikingly beautiful texture and architectural dimension with *SHERA Deco Board*. These beautiful patterns are crafted to go with several designs, making your home decor project more unique and outstanding than ever. *SHERA Deco Board* comes with a full range of properties including resistance to weather, water, moisture and fire which are the key components in terms of functionality. It's also soundproof and impact-resistant, which is ideal for both internal and external decorative applications. Installation is easy with screwing, cutting and drilling. In a word, *SHERA Deco Board* gives you a very convenient way to make your room look perfect.

Product Information



Blossom




Rocco



Cassiano

Straight Grain 3"

Straight Grain 4"



Texture	Size (cm.) (Thickness*Width*Length)	Weight (kg./pc.)	Quantity (pc./sq.m.)	Application area
Blossom/Rocco/Cassia	0.6 x 120 x 240	27.04	0.35	Decorative interior and exterior walls
	0.6 x 122 x 244	27.91	0.34	
Cassiano	0.6 x 120 x 240	27.04	0.35	
	0.6 x 122 x 244	27.91	0.34	
	0.8 x 120 x 240	36.05	0.35	
	0.8 x 122 x 244	37.26	0.34	



*The real product will be in cement color out of factory.
The product in the picture has been painted for advertising only.





Colors of products shown in pictures may differ from the actual products due to printing system.

SHERA Floor Plank Color Through

Growing more innovative, *SHERA* Floor Plank Color Through has pigment particles infused into it. Making the color stay true and scratch resistant for a long period of time. Home lovers are going to love this.

Special Properties

- Painted and ready to install
- Color texture remains beautiful even with scratches
- Beautiful as natural wood
- Easy to install on 30- 40 cm. joist spacing frames



New SHERA Floor Plank Color Through will have enhanced beauty, endurance and resistant to scratches when combining with SHERA TOP GUARD (TG-000)



SHERA Floor Plank Color Through Anti Slip

- Beautiful as natural wood
- Anti-slip with micro polymer
- Safety certified by European standards



JoJo

FOR WATER FOR LIFE

TAKE CONTROL
OF YOUR WATER



JoJo

FOR WATER FOR LIFE

WATER SOLUTIONS FOR A BETTER QUALITY OF LIFE

We are dedicated to the protection of water resources, water security and quality of life. JoJo produces a range of rainwater harvesting and storage tank solutions ideal for domestic, agricultural, industrial and commercial applications. By protecting our most precious, life-giving resource, our products help to safeguard the wellbeing of individuals, their communities and the environment



**WATER
STORAGE**



**WATER
FILTRATION**



**PUMP
SOLUTIONS**



**AGRICULTURE
SOLUTIONS**





JoJo
FOR WATER FOR LIFE

750L

JoJo

1000L

JoJo

Slimline

**Rain Water
Tank**

WinterGrass - Beige



500L **Water Tank**
WinterGrass - Beige



1000L **Water Tank**
WinterGrass - Beige



2700L **Water Tank**
WinterGrass - Beige



5250L **Water Tank**
WinterGrass - Beige



WELDING MACHINES & ACCESSORIES

Mat-Weld offers a comprehensive range of welding accessories and safety gear. Mat-Weld products are guaranteed to stand up to your challenging performance demands.

AUTO-DARKENING HELMET

Welding/Grinding



Black



Blue



Red



White



Water Cooler
Single Phase 220v



Inverter Welder
150 Amp



200v Inverter
220 Amp Single Phase



Inverter Welder
200 Amp



MIG/Stick Welder
220 Amp Extreme MIG Multi-process



220v Multi-process IGBT
250 Amp Single Phase



200v Inverter MIG Welder
200 Amp Single Phase



Plasma Cutter
PT-31



Den Braven

The Leader in Sealant Technology

Discover a range of silicon sealants, acrylic sealants and adhesives.





Den Braven Sealants

BRIFFLEX-540

HYBRID POLYMER

Joints de dilatation Expansion joints



15 min. Professional Series

Den Braven Sealants

ACRYL-W

SEAL & FILL

Quality Product Professional Series



15 min. Professional Series

Den Braven Sealants

HIGH TACK

MS POLYMER HIGH GRIP

Quality Product Professional Series



25 kg Professional Series

Den Braven Sealants

SILICONE-NO/MF

SANITARY, GLASS & CONSTRUCTION SEALANT

Quality Product Professional Series



Den Braven Sealants

SILICONE 1007 UNIVERSAL

Clear



Den Braven



Woodflex Colored Wood Sealant

High quality sandable and paintable dispersion based filler.



Fix-O-Chem Chemical Anchor

2-component tension free chemical anchoring (styrene free).



Hybriflex-540

Low modulus hybrid sealant.



Den Braven
Sealants

ACRYL-W
SEAL & FILL
Quality Product
Professional Series

ACRY-W

High quality water based acrylic sealant

Den Braven
Sealants

SILICONE 1001
UNIVERSAL

Clear

SILICONE 1001

Acetoxy silicone for building glazing joints

Den Braven
Sealants

SILICONE-NO / MF
SANITARY GLASS & CERAMIC TILE SEALANT
Quality Product
Professional Series

Silicone-NO

Neutral silicone for sanitary, glazing and façade joints

Den Braven
Sealants

HIGH TACK
MS POLYMER
High Grip

HIGH TACK

The one and only original adhesive with extremely high initial tack



g GLUEDEVIL®

SCREW IT! JUST GLUE IT!

The only tool you
will ever need!

≥ Our Sealants have excellent adhesion, are permanently flexible, are also high temperature and weather resistant and do not shrink.

≥ Our adhesives are great for DIY & industrial applications.

290ML



Screw It! Construction Assembly Adhesive

Hybrid Polymer

The ultimate combined building adhesive and sealant based on hybrid polymer technology with the most amazing strength to bond and seal virtually EVERYTHING to ANYTHING in any conditions. An excellent fixing adhesive that replaces nails, screws and other mechanical fixings.

300ML



Fixer! Chemical Anchor

A polyester- based chemical anchor. Applied in one single action, this resin will produce a strong, chemical resistant fixing.



g GLUEDEVIL®

MARINE



280ML

Marine Clear Silicone Sealant

A fully waterproof and weatherproof sealant which is ideal for heavy-duty marine applications (hatches, lights, engine housings, perspex windows etc.), sealing fish tanks and waterproofing external fittings. It provides a permanently flexible silicone rubber seal which won't shrink or crack and can withstand temperatures from -55°C to 180°C .

300G



Marine Grade Wood Glue

A one component, polyetherane-based wood adhesive which cures when exposed to moisture in the air and creates waterproof bonds.



g **GLUEDEVIL**[®]

SEALANT

Bath White Silicone Sealant

A fully waterproof and mildew-resistant white sealant for use in and around the bathroom. It provides a permanently flexible silicone rubber seal which won't shrink or crack and can withstand temperatures from -55°C to 180°C.



280ML

Paintable Acrylic Sealant

A permanently flexible, single-component sealant which is fast-drying and most importantly paintable. Excellent for sealing indoor and outdoor joints and connections on surfaces such as plaster, concrete, masonry, gypsum, aluminium, zinc, PVC and wood.



260ML



g **GLUEDEVIL®**

ADHESIVE

CAUTION:
Only to be bonded to
surfaces that are
smooth, clean, dry,
and free of grease,
oil, dirt, dust, or
other contaminants.
Always use the
adhesive in a well-
ventilated area.
Do not inhale the
dust or fumes.
Do not use on
surfaces that are
subject to high
impact or vibration.
Do not use on
surfaces that are
subject to high
temperature or
extreme weather
conditions.

INSTRUCTIONS:
1. Prepare the
surfaces to be
bonded by
removing any
loose material,
grease, oil, dirt,
dust, or other
contaminants.
2. Apply the
adhesive to the
back of the
rod, cornice,
tile, or other
material to be
bonded.
3. Press the
rod, cornice,
tile, or other
material into
the adhesive.
4. Wipe away
any excess
adhesive.
5. Allow the
adhesive to
cure for the
recommended
time.

NOTE:
• Do not use on
surfaces that are
subject to high
impact or vibration.
• Do not use on
surfaces that are
subject to high
temperature or
extreme weather
conditions.
• Do not use on
surfaces that are
subject to high
humidity or
condensation.
• Do not use on
surfaces that are
subject to high
acidity or
alkalinity.

GLUEDEVIL® CORNICE ADHESIVE
is a fast-curing, high-strength adhesive that is designed for use on polystyrene, cornices, ceiling tiles, and rods. It is a water-resistant adhesive that is suitable for use in high-traffic areas. It is also suitable for use on surfaces that are subject to high humidity or condensation. It is a fast-curing adhesive that is designed for use on polystyrene, cornices, ceiling tiles, and rods. It is a water-resistant adhesive that is suitable for use in high-traffic areas. It is also suitable for use on surfaces that are subject to high humidity or condensation.

FOR POLYSTYRENE CORNICES, CEILING TILES & RODS



Cornice Adhesive

A high strength pre-mixed acrylic paste adhesive. It is highly flexible and will not crack over time.



Cornice Adhesive

A high strength pre-mixed acrylic paste adhesive. It is highly flexible and will not crack over time.



PVC Cement

Is a high-quality, fast setting solvent-based cementing adhesive formulated to provide a strong joint and seal when joining rigid PVC pipes and fittings.

GLUEDEVIL PVC CEMENT has excellent water resistance and is suitable for both interior and exterior applications to HIGH PRESSURE pipes like irrigation pipes, drink-water pipes, gas pipes, sewage pipes, industrial pipes, just to name a few.



ISOVER NEW GLASSWOOL

ISOVER Glasswool is a versatile and effective insulation material with exceptional thermal and acoustic properties. Its ability to reduce heat transfer and sound transmission, coupled with its fire-resistant and eco-friendly nature, makes it a preferred choice for architects, builders, and homeowners looking to create comfortable, energy-efficient, and quieter living and working spaces.



SUSTAINABILITY

BETTER FOR PEOPLE



- Formaldehyde free binder
- High acoustic and thermal performances



- Soft touch
- Light product
- Easy to cut
- Low dust

BETTER FOR PEOPLE



- Low embodied carbon: 200 times less carbon emissions over lifecycle



- 60% recycled glass
- Recyclable through the Isover Recycling programme
- 100% bio-sourced binder
- 100% recyclable packaging

PERFORMANCE

BETTER ECONOMIC VALUE



- Lower energy bills
- Good ratio performance/price



BETTER QUALITY

- EUCB certified
- Non combustible





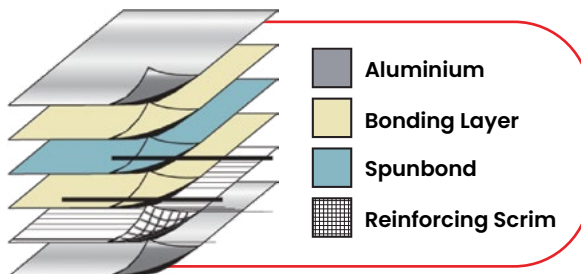
RADIANT BARRIER

HEAVY INDUSTRIAL

Spunsulation Radiant Barriers are a range of products manufactured for all sectors of the construction industry, that require reflective insulation foils for roofing, walling and insulation applications.

These products are manufactured by laminating a non-woven polypropylene spunbond membrane to highly reflective aluminium sheets which create a technologically advanced product with high-performing physical properties.

Spunsulation Radiant Barriers have the normal functions of technical roofing membranes, but provide the added benefit of being a reflective insulation material, which adds to indoor comfort and reduced energy consumption.



Area per roll:	50m²
Length:	33.33m
Width:	1.5m
Mass:	11.7kg
Grammage:	220G/m²
R Value:	1.52







↑ NOVA

Seal in Wood's Beauty

NOURISH, PRESERVE & PROTECT

Adhesive and coatings manufacturer of
fine-quality adhesives and coatings.





URO SEAL®

A two-part penetrating, abrasion-resistant sealer. A UV stable sealer for internal and external use with low slip properties.

Suitable for use on

- Quarry tiles
- Terazzo
- Stone
- Slate
- Cement floors

Similar to low to medium porosity flooring materials.

Available Pack Size:

4L Uro Seal Catalyst

1L Uro Seal Base





↑ NOVA

SLASTO & STONE SEALER®

A UV resistant, durable sealer that enhances the natural colour of the surface and provides an attractive, clear finish for slasto and other porous stone surfaces. Helps prevent powdering and dirt penetration, making cleaning easier.

Suitable for use on porous interior & exterior surfaces

- Slasto
- Rosestone
- Coloured stone
- Crazy paving

Not suitable for use on non-porous surfaces

- Slate
- Quarry tiles
- Terazzo
- Ceramic tiles
- Damp surfaces and surfaces which have been previously sealed and waxed. Pool area surrounds, as surfaces coated may become slippery when wet.

Finish:	Matt or Gloss
Application:	Exterior & Interior
Drying Time:	Matt: ± 20-30 minutes / Gloss: ± 2-3 hours
Re-coating Time:	Matt: ± 1 hour / Gloss: ± 4 hours
Spread Rate:	6-8m²/lt / Rough Surfaces: 3-4m²/lt
Clean-up:	Nova 11 Cleaner & Degreaser
Special Precautions:	Nova 2 Matt may not be applied over Nova 2 Gloss and vice-versa





02

Stone Sealer

that enhances the natural
attractive clear finish for
ring and dirt penetration.

↑ NOVA

INDOOR & OUTDOOR VARNISH®

An ultra-long-life exterior timber varnish which provides a decorative, durable gloss finish that protects against the damaging effects of the sun, water, weather and mildew. UV stabilized, with anti-fungal and water repellent properties for ultra long coating protection. Provides a tough, hard-wearing finish for timber, and will not crack, peel or blister. It offers excellent durability and enhances the texture, grain and natural look of timber. Recommended by the Merensky Foundation.


Suitable for use on Garden furniture, window/shutters, balustrading, doors, fascias, gates, pergolas and garage doors.

Not suitable for use on Floors, but may be used on sundecks with regular maintenance. Surfaces that have been previously coated with an oil-based sealer, e.g. *Nova 15 Deck & Timberseal*, while it can be protect wood decks, this product does not have good resistance to foot traffic, in this application, it will need to be re-applied regularly.

Note: Nova 18 Novadye can be overcoated with Nova 12, Nova 14, Nova 15, Nova 16, Nova 17, Nova 19, Nova 20 & Nova 23.



Finish: **Gloss**
 Re-coating Time: **8 Hours between coats**
 Full Cure: **± 24 hours**
 Spread rate: **8m²/lt per coat**
 Clean-up: **Nova 11 Cleaner & Degreaser**





6
n
ative, low
weather
series.

MAHOGANY

IMBUIA

Proudly
academy
BRUSHWARE

BRUSHES BUILT FOR QUALITY

Woodworks is proud to offer a diverse and extensive collection of paint brushes from the renowned brand Academy Brushware. Woodworks brings you the best in the industry, ensuring that you have access to top-notch painting tools and supplies to achieve the task at hand.

Academy Brushware paint brushes encompasses a wide variety of shapes, sizes, and bristle types. From fine detail brushes, for intricate work to broad strokes brushes and a range of different rollers to suit different surfaces and paint.

If you need help in selecting the perfect paint brush for your specific project or want advice on painting techniques, our knowledgeable staff is here to assist.







FOOD FOR WOOD

Woodoc Indoor Velvet Polywax Sealer®

THE MOST POPULAR SEALER
IN THE INDOOR RANGE WOODOC 10

A smooth velvet finish. Suitable for general indoor applications. The finish can be adjusted to be matt, velvet or gloss. Popular sealer in the indoor range.

Typical Application

- All types of wooden furniture
- Kitchen units
- Cupboards
- Dining room tables, chairs & sideboards
- Wooden trays
- Wooden ceilings
- Wooden toys
- Knife handles

Features

- Classical smooth velvet finish
- Easy application
- Deep penetrates to nourish wood & enhance the grain
- Water & alcohol resistant
- Heat & cold resistant
- Scratch & mark resistant
- Non-toxic when dry

Finish: **Velvet**
Application: **Indoor**
Colour: **Clear**





Woodoc Exterior Low-Gloss Polywax Sealer®

WOODOC 30

A low-gloss sealer for general outdoor applications. Offers excellent UV-protection and water repellence. Has a wax fraction that feeds the wood.

Typical Application

- Exterior doors & door frames
- Window frames
- Exterior wood panelling
- Gates
- Garage doors
- Patio furniture

DO NOT USE ON DECKS.

Features

- Excellent UV-Protection and water repellence
- Easy to apply and maintain
- Easy Refurbishing
When the inevitable time comes for renovation Woodoc 30 makes it easy. The weathered wood surface biodegrades. All it needs is a thorough clean down with Woodoc SteelWool and mineral turpentine before re-applying Woodoc 30. No more scraping and heavy sanding to remove hard, chipped and flaking surfaces
- Non-toxic once dry

Finish: **Low-Gloss**
Application: **Exterior**
Coverage: **First coat 10-12m²/litre. Subsequent coats 12- 14m²/litre. 3 coats (average) 3,3m²/litre**
Colour: **Clear**





Woodloc[®]
WOOD™
30
Superior Sealer
Polywax Sealer
was Verseblaar
Low Gloss
Clear

Woodoc Exterior Gloss Sealer® (Clear Marine)

WOODOC 50 MARINE

A clear finish with a high build-up of sealer. Ideal for boats, marine applications and also general outdoor wood where a finish with excellent UV-protection and water resistance is required.

Typical Application

- All exterior woodwork especially where exposed to moisture and salty conditions: Boats, yachts – especially coachwork
- Garage doors
- Exterior doors & door frames
- Window frames
- Exterior wood panelling & walls
- Gates & fences
- Patio furniture

DO NOT USE ON HARD DENSE WOODEN DECKS.

Features

- Superior UV-Protection & water repellence
- Easy Refurbishing
When the inevitable time comes for renovation Woodoc 50 makes it easy. The sealer exposed to weathering biodegrades and “disappears” from the wood. When this happens, all that is needed is a thorough clean down with Woodoc SteelWool and mineral turpentine before re-applying Woodoc 50. No more scraping and heavy sanding to remove hard, chipped and flaking surfaces.
- Non-toxic when dry

Finish:	Gloss/Matt
Application:	Exterior
Coverage:	First coat 10-12m²/litre. Subsequent coats 12- 14m²/litre. 3 coats (average) 3,3m²/litre
Colour:	Clear





Woodoc Deep Penetrating Furniture Wax®

THE ORIGINAL DEEP
PENETRATING FURNITURE WAX

This unique deep penetrating liquid wax not only cleans and beautifies, but penetrates varnish, sealers and polish effectively to feed and protect the wood below. It is economical with less wax needed with regular use to keep the surface in top notch condition.

Typical Application

- Maintenance of all indoor furniture and woodwork:
Tables, coffee tables, chairs
- Wood panelling & walls
- Dressing tables & wardrobes

DO NOT USE ON HARD DENSE WOODEN DECKS.

Features

- Deep penetrates to nourish wood as it cleans
- Will not change the protective characteristics of the surface coating/finish
- Non-toxic when dry

Caution: It will not protect wood as would a sealer coating/finish.

Finish:	Light Waxy Feel
Application:	Indoor Only
Coverage:	Depends on application
Colour:	Clear

375ML





Woodoc Penetrating Weatherproof Wax®

PROLONGS THE LIFE OF EXTERIOR WOOD SURFACE FINISHES

A clear finish with a high build-up of sealer. Ideal for boats, marine applications and also general outdoor wood where a finish with excellent UV-protection and water resistance is required.

Typical Application

- Maintenance of all sealed exterior woodwork: Exterior doors, door frames, window frames
- Exterior wood panelling, walls
- Gates, fences
- Garage doors

Features

- Maintains UV-protection and water repellence characteristics of existing surface finishes/coatings
- Deep penetrates to nourish wood as it cleans
- Will not change the protective characteristics of the surface coating/finish
- Non-toxic when dry

Caution: It will not protect wood as would a sealer coating/finish.

Finish:	Light Waxy Feel
Application:	Indoor Only
Coverage:	Depends on application
Colour:	Clear

375ML





Woodoc Indoor Polyurethane Floor Sealer®

THE ULTIMATE FLOOR SEALER
FOR A TRADITIONAL WARM
FINISH WOODOC 25

Typical Application

- All indoor wooden floors
- All indoor wooden stairs
- For indoor use only
- Woodoc 25 is not an industrial product

Features

- Easy application
- Penetrates wood & bonds with it to form a tough yet flexible surface finish
- Nourishes the wood & enhances the grain
- Durable & withstands everyday household use
- Water & alcohol resistant
- Heat & cold resistant
- Scratch & mark resistant
- Non-toxic when dry

Finish: **Satin**
 Application: **Interior**
 Coverage: **First coat 10-12m²/litre. Subsequent coats 12- 14m²/litre. 3 coats (average) 3,3m²/litre**
 Colour: **Clear**





Woodoc Exterior Tinted Sealer®

PROTECT YOUR WOOD IN
STYLE WOODOC 55

A grain filling sealer with transparent iron oxide additives that give extra UV-protection and salt spray resistance. The tinting not only enhances hardwood colouring but also increases the UV-protection factor.

Typical Application

- All exterior woodwork exposed to extreme weathering:
Boats, yachts - especially coachwork
- Garage doors
- Exterior doors, door frames
- Window frames
- Exterior wood panelling, walls
- Gates, fences
- Patio furniture

DO NOT USE ON HARD DENSE WOODEN DECKS.

Features

- Superior UV-Protection & water repellence
- Easy to apply and maintain
- Easy Refurbishing
When the inevitable time comes for renovation Woodoc 55 makes it easy. The sealer exposed to weathering biodegrades and "disappears" from the wood. When this happens, all it that is needed is a thorough clean down with Woodoc SteelWool and mineral turpentine before re-applying Woodoc 55. No more scraping and heavy sanding to remove hard, chipped and flaking surfaces
- Non-toxic when dry

Finish: **Gloss/Matt**
 Application: **Exterior**
 Coverage: **First coat 10-12 m²/litre. Subsequent coats 12-14 m²/litre. 3 coats (average) 3,3 m²/litre**
 Colour: **Meranti, Russet, Dark Brown**



1L
5L



Woodoc Stain Exterior & Interior Concentrate®

APPLY THE SEALER OF
YOUR CHOICE IN THE
WOOD OF YOUR CHOICE

Typical Application

- Pine furniture becomes more elegant in Ebony, Imbuia or Rosewood.
- Or richer looking in Teak or Meranti.
- Or a cottage look in Oregon, Oak or Yellowwood.
- Darker woods can be given more colour and life whilst keeping its natural colour.

Features

- Available in pre-measured bottles.
- Applied by mixing them into a selected sealer for uniform application.
- Intensity of colour can be controlled. Please refer to instructions on the bottles or download the Usage and application instructions.

Note: Because the natural colour and absorbency of wood differ, the final appearance of Woodoc Stain Concentrates can vary on application.

Finish: **N/A**
Application: **Exterior & Interior**
Coverage: **20ml; 100ml**
Colour: **Refer to colour chart**



MERANTI



IMBUIA



OREGON



OAK



YELLOWWOOD



ROSEWOOD

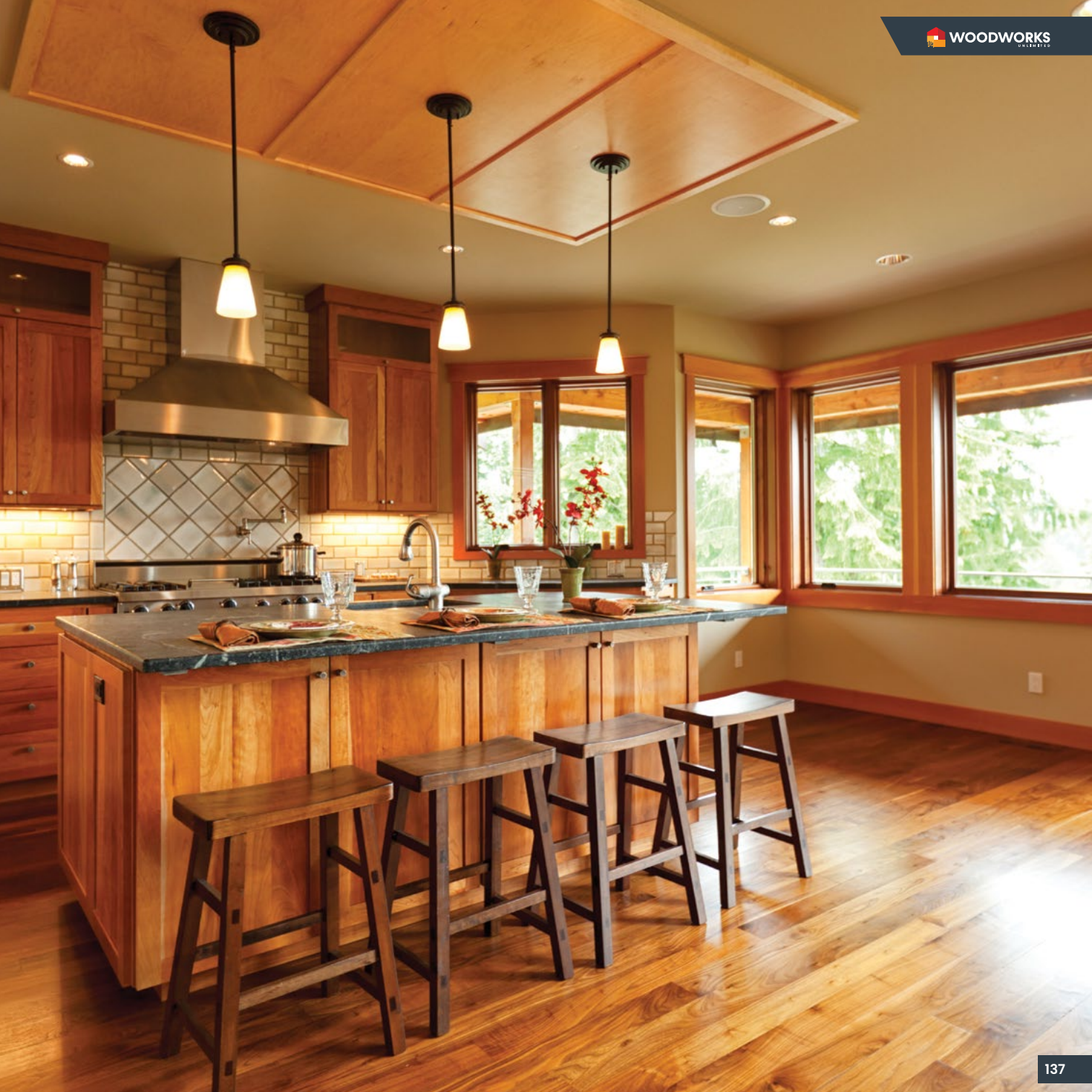


EBONY



TEAK





Woodoc Gel Stain®

**A RANGE OF DECOR OPTIONS
IS JUST A WIPE AWAY**

Woodoc Gel Stain is the modern easy-to-use stain for wood. Spreads easily and evenly when applied. Gel Stain is available in a range of colours in wood and decorative tints. Please refer to full usage and application instructions on the pack.

Typical Application

- The wood tint range of six selected colours match popular furniture and modern decorating trends: Pine furniture can be turned into rich wood colours
- Light woods can become dark woods
- Colour of dark woods can be enhanced
- Six fashion colours
- Light woods in particular become a decorators delight
- The colours can be used together to extend the colour and décor possibilities

Features

- Easy wipe-on application by cloth or sponge
- Less mess or fuss
- No brushes to clean
- Intensity can be controlled
- Quick drying

Note: Because the natural colour and absorbency of wood differ, Woodoc Gel Stain can vary on application.

Finish: **N/A**
 Application: **Exterior & Interior**
 Coverage: **20ml; 100ml**
 Colour: **Refer to colour chart**



EBONY



IMBUIA



AFRICAN MAHOGANY



ANTIQUÉ OAK



CHERRYWOOD



TRADITIONAL TEAK



BUTTER



FOREVER GREEN




ARIZONA ORANGE





DAWN RED



PURPLE SKY



ADRIATIC BLUE

Woodoc Indoor Water-Borne Floor Sealer®

WOODOC 25W

A modern sealer for indoor wooden floors that is as tough and durable as it is good looking. Non-yellowing, easy to apply, easy to clean-up and backed by the long tradition of Woodoc fine wood sealers.

Typical Application

- All indoor wooden floors
- All indoor wooden stairs
- For indoor use only
- Resistant to normal domestic wear and tear

Features

- Does not yellow
- Low-odour
- Easy application
- Water-, alcohol-, heat- and stain-resistant
- Penetrates wood, binds with it and lends a flexible yet strong and resistant surface finish
- Suitable for all types of wood
- Non-toxic once dry

Finish: **Gloss/Matt**
 Application: **Interior**
 Coverage: **First coat 10-12m²/litre. Subsequent coats 12- 14m²/litre. 3 coats (average) 3,3m²/litre**
 Colour: **Clear or White**





Woodoc Water-Borne Deck Clear®

WOODOC 25W

Developed in South Africa using the most advanced International Technology and high in UV-absorbers to withstand the harsh African sun and extreme weather, it is the answer to keeping decks looking beautiful for longer.


Typical Application

A water-borne exterior sealer, especially developed for application to all exterior wooden decks and -staircases, as well as other exterior wood.

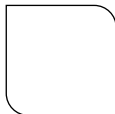
Features

- Excellent protection against wind, water, pollution and salt spray
- The tinted product provides extra protection against ultra-violet radiation under extreme conditions
- High build-up characteristic for a smooth and attractive low-gloss- or matt finish
- Available in Clear, Natural, Oak, Mahogany, Teak and Imbuia
- Suitable for all types of wood
- Non-toxic once dry

Finish:	Low-Gloss/Matt
Application:	Exterior
Coverage:	First coat 10-12m²/litre. Subsequent coats 12- 14m²/litre. 3 coats (average) 3,3m²/litre
Packaging:	1, 2.5 & 10 litres (20 litres available on request)
Colour:	Clear, Natural, Oak, Mahogany, Teak, Imbuia



CLEAR



CLEAR GLOSS





Woodoc Water-Borne Plus Primer®

LIFE EXTENDING PRIMER FOR
EXTERIOR WOOD SURFACES

A revolutionary new product embracing the most up-to-date International Technology. It forms a protective foundation that will considerably extend the life of the surface finish of Woodoc Water-Borne Deck, especially in extreme sun conditions.

Typical Application

- Woodoc Water-Borne Plus-Life™ PRIMER is a performance enhancing primer for Woodoc Water-Borne Exterior Sealers. This product should always be overcoated with a Woodoc Water-Borne Exterior Sealer.

Features

- Prepares wooden surface for sealing
- Extends the life of the sealer
- The Primer should always be overcoated with a Woodoc Water-Borne Exterior Sealer
- Suitable for all types of wood
- Non-toxic once dry
- Does not affect glue

Finish:	Clear
Application:	Exterior
Coverage:	10-12m²/litre
Packaging:	1, 2.5 & 5 litres (20 litres available on request)
Colour:	Clear





GUMPOLES & LATHS

HIGH-QUALITY WOOD FOR EXTERIOR BEAUTIFICATION

Introducing our premium Gumpoles and Laths, meticulously crafted and vacuum-treated in South Africa. This process renders them completely oil and moisture-free, making them the perfect choice for enduring the challenges of Seychelles' tropical climate. Elevate your projects with the assurance of top-tier materials that combine the richness of natural wood with the resilience required for Seychelles' environment.

GUMPOLES

50/75 × 3000mm
75/100 × 2400mm
75/100 × 3000mm
75/100 × 2700mm
100/125 × 2400mm
100/125 × 3000mm
100/125 × 4200mm
125/150 × 2400mm
125/150 × 3000mm
125/150 × 4200mm

LATHS

20/32 × 3000mm - (N'Tengu)
Poles PKTS ×10 PCS





BLAZE

≡ BBQ ≡

BRIQUETTES

& FIRELIGHTERS

*Blaze BBQ Briquettes & Firelighters,
are the premium choice for your
outdoor cooking needs!*

Long burning

*Manufactured from
high quality hard wood*

*Organic binding agents used to
create kiln dried briquettes*

Blaze Briquettes are made from high-quality materials that provide consistent heat and long-lasting burn time, giving you the perfect sear on your meats and veggies every time.



Available in 12 Cubes per box

Available in 4KG

NOTES

woodworks-unlimited.com

